


Everything You Need to Know to Buy and Restore a Small Sailboat on a Shoestring

If you're looking for a fun and rewarding project that can also save you a lot of money, restoring a small sailboat is a great option. With a little bit of time and effort, you can turn an old and neglected boat into a beautiful and seaworthy vessel that you can enjoy for years to come.



Fix It and Sail: Everything You Need to Know to Buy and Restore a Small Sailboat on a Shoestring by Brian Gilbert

★★★★☆ 4.4 out of 5

Language : English
File size : 10746 KB
Text-to-Speech : Enabled
Screen Reader : Supported
Enhanced typesetting : Enabled
Word Wise : Enabled
Print length : 304 pages



But before you get started, there are a few things you need to know. Here's a comprehensive guide to buying and restoring a small sailboat on a shoestring budget:

Finding the Right Boat

The first step is to find the right boat. There are a few things to keep in mind when you're looking:

- **Size:** The size of the boat will depend on your needs and budget. If you're a beginner, you'll want to start with a smaller boat that's easier to handle. Larger boats will require more time and money to restore.
- **Type:** There are many different types of sailboats available, so it's important to do your research and find one that's right for you. Some popular types of small sailboats include dinghies, daysailers, and keelboats.
- **Condition:** The condition of the boat will also affect the price. If you're on a budget, you'll need to be prepared to put in some work. Boats that are in good condition will cost more, but they'll require less work to restore.

Once you've considered these factors, you can start looking for a boat.

There are a few different places you can look, including:

- **Craigslist:** Craigslist is a great place to find used sailboats for sale. You can search by location, type, and price.
- **Boat Trader:** Boat Trader is another good option for finding used sailboats for sale. You can search by location, type, and price, and you can also browse by make and model.
- **Local boatyards:** Local boatyards often have used sailboats for sale. You can usually find a good deal on a boat that's been sitting in the yard for a while.

Budgeting for the Project

Once you've found a boat, you need to budget for the project. The cost of restoring a sailboat will vary depending on the size, type, and condition of

the boat. However, you can expect to spend at least \$1,000 on materials and supplies.

Here are some of the costs you need to consider:

- **Materials:** The cost of materials will vary depending on the type of boat you're restoring. However, you can expect to spend at least \$500 on materials such as fiberglass, epoxy, paint, and varnish.
- **Supplies:** You'll also need to purchase supplies such as tools, brushes, and sandpaper. The cost of supplies will vary depending on what you already have on hand.
- **Labor:** If you're not comfortable ng the work yourself, you can hire a professional to help you. The cost of labor will vary depending on the complexity of the project.

It's important to note that these are just estimates. The actual cost of restoring your boat will vary depending on your specific needs and circumstances.

Restoring the Boat


Once you've budgeted for the project, you can start restoring the boat. The process of restoring a sailboat is complex and time-consuming, but it's also very rewarding. Here's a general overview of the steps involved:

1. **Inspect the boat:** The first step is to inspect the boat thoroughly to identify any areas that need repair. This includes looking for cracks, leaks, and other damage.

2. **Clean the boat:** Once you've inspected the boat, you need to clean it thoroughly. This includes removing all of the dirt, grime, and mildew from the hull, deck, and sails.
3. **Repair the boat:** Once the boat is clean, you can start repairing any damage. This may involve patching leaks, fixing cracks, or replacing damaged parts.
4. **Paint the boat:** Once the boat has been repaired, you can paint it. This will help to protect the boat from the elements and give it a fresh new look.
5. **Rig the boat:** Once the boat has been painted, you need to rig it. This includes installing the sails, mast, and rigging.

Restoring a sailboat is a complex and time-consuming process, but it's also very rewarding. With a little bit of time and effort, you can turn an old and neglected boat into a beautiful and seaworthy vessel that you can enjoy for years to come.

If you're looking for a fun and rewarding project that can also save you a lot of money, restoring a small sailboat is a great option. With a little bit of time and effort, you can turn an old and neglected boat into a beautiful and seaworthy vessel that you can enjoy for years to come.




Fix It and Sail: Everything You Need to Know to Buy and Retore a Small Sailboat on a Shoestring by Brian Gilbert

★★★★☆ 4.4 out of 5


Language : English
File size : 10746 KB
Text-to-Speech : Enabled
Screen Reader : Supported
Enhanced typesetting : Enabled

Word Wise : Enabled
Print length : 304 pages



Embark on an Epic 160-Mile Expedition for Charity on the Appalachian Trail

Prepare yourself for an extraordinary adventure that will leave an enduring mark on your life. Join us for a challenging 160-mile expedition along the...



The Way of the Wild Goose: A Journey of Embodied Wisdom and Authentic Living

The Way of the Wild Goose is an ancient practice that is said to have originated with the indigenous peoples of North America. It is a path of embodied wisdom that...