


# Introducing Your Child to Biblical Sexuality: A Comprehensive Guide for Parents

As parents, we have a responsibility to prepare our children for the complexities of life, including the realm of sexuality. While modern society offers a myriad of conflicting perspectives, it's crucial to ground our children in the timeless wisdom of Scripture. This guide will equip you with practical lessons and insights to help you introduce your child to biblical sexuality in a sensitive and age-appropriate manner.



## The Talk: 7 Lessons to Introduce Your Child to Biblical Sexuality by Luke Gilkerson

★★★★☆ 4.8 out of 5

Language	: English
File size	: 2432 KB
Text-to-Speech	: Enabled
Enhanced typesetting	: Enabled
X-Ray	: Enabled
Word Wise	: Enabled
Print length	: 47 pages
Lending	: Enabled
Screen Reader	: Supported



### Lesson 1: God's Original Design for Marriage

Begin by sharing the biblical narrative of creation (Genesis 1-2). Explain that God created humans as male and female, intended for a unique

partnership known as marriage. Emphasize that marriage is a sacred covenant between one man and one woman, created for companionship, intimacy, and procreation (Matthew 19:4-6).

**Tips:**

- Use clear and developmentally appropriate language.
- Involve both male and female roles in your explanations.
- Discuss the importance of respecting and valuing both genders.

**Lesson 2: Sexual Purity and Holiness**

Teach your child the concept of sexual purity according to biblical principles. Explain that God calls us to live holy and righteous lives, which includes guarding our thoughts, words, and actions in the area of sexuality (1 Corinthians 6:18-20). Discuss the dangers of premarital sex and pornography.

**Tips:**

- Present purity as a positive lifestyle choice, not a restriction.
- Emphasize the importance of making wise decisions about who we spend time with.

li>Discuss practical strategies for avoiding temptation and maintaining purity.

### **Lesson 3: The Gift of Intimacy in Marriage**

As your child matures, help them understand the biblical view of marital intimacy. Explain that within the context of marriage, sexual intimacy is intended to be a beautiful and fulfilling expression of love and unity (Song of Solomon 7:1-9). Discuss the physical, emotional, and spiritual benefits of a healthy and satisfying sexual relationship.

#### **Tips:**

- Use age-appropriate language and materials.
- Emphasize the importance of communication and consent in marital intimacy.
- Convey the message that physical intimacy is only for married couples.

### **Lesson 4: Dealing with Difficult Questions**

Be prepared to answer the questions your child may have about sexuality. Listen attentively without judgment and provide honest and age-appropriate answers based on biblical principles. Be open to discussions about sensitive topics such as menstruation, homosexuality, and sexual abuse.

#### **Tips:**

- Create a safe and open home environment where your child feels comfortable asking questions.
- Consult with trusted resources such as your pastor or a Christian counselor if needed.

- Emphasize the importance of waiting for God's timing and plan for relationships and intimacy.

## **Lesson 5: Fostering a Healthy Body Image**

Help your child develop a healthy body image rooted in God's design. Encourage them to appreciate their bodies as a gift from God and to reject unrealistic societal beauty standards (Ephesians 4:22-24). Discuss the negative consequences of body dysmorphia and eating disorders.

### **Tips:**

- Promote a positive and realistic body image by modeling healthy habits.

li>Help your child focus on their unique strengths and talents.

- Encourage them to pursue activities that build confidence and self-esteem.

## **Lesson 6: Navigating Social Media and Technology**


Discuss with your child the potential dangers and benefits of social media and technology in relation to sexuality. Help them understand the importance of using technology responsibly and avoiding exposure to inappropriate content. Set clear guidelines for online activity and encourage open communication about any concerns.

## Tips:

- Set age-appropriate limits on screen time and internet access.
- Monitor your child's online activity and engage in conversations about what they are viewing.
- Discuss the consequences of sharing personal information and engaging in risky online behavior.

Introducing your child to biblical sexuality is an ongoing journey, not a one-time event. By approaching these conversations with love, honesty, and a commitment to God's truth, you can equip them with the knowledge and values they need to navigate the challenges of the modern world with wisdom, integrity, and a deep understanding of God's design for relationships and intimacy.

Remember, you are not alone in this endeavor. Seek support from your spouse, trusted friends, or Christian mentors who share your values and can offer guidance and encouragement along the way.



### **The Talk: 7 Lessons to Introduce Your Child to Biblical Sexuality** by Luke Gilkerson

★★★★☆ 4.8 out of 5

Language : English


File size : 2432 KB

Text-to-Speech : Enabled

Enhanced typesetting : Enabled


X-Ray : Enabled

Word Wise : Enabled  
Print length : 47 pages  
Lending : Enabled  
Screen Reader : Supported



## Embark on an Epic 160-Mile Expedition for Charity on the Appalachian Trail

Prepare yourself for an extraordinary adventure that will leave an enduring mark on your life. Join us for a challenging 160-mile expedition along the...



## The Way of the Wild Goose: A Journey of Embodied Wisdom and Authentic Living

The Way of the Wild Goose is an ancient practice that is said to have originated with the indigenous peoples of North America. It is a path of embodied wisdom that...