


# Playing Round With The Little Pro: A Comprehensive Guide to Rounding Off Golf Shots



## Playing a Round with the Little Pro: A Life in the Game

by Eddie Merrins

★★★★☆ 4.2 out of 5

Language : English

File size : 445 KB

Text-to-Speech : Enabled

Screen Reader : Supported

Enhanced typesetting : Enabled

Word Wise : Enabled

Print length : 240 pages

FREE

DOWNLOAD E-BOOK



Rounding off golf shots is a technique that involves hitting the ball with a slightly open clubface, causing it to curve towards the target. This technique can be extremely useful in various situations, such as when you need to fade or draw the ball around an obstacle, or when you want to make it easier to hit greens in regulation.

There are several methods for rounding off golf shots, but the most common is to simply rotate the clubface slightly open at impact. This can be done by gripping the club with your left hand (for right-handed golfers) slightly to the right of the grip and your right hand slightly to the left. You can also try using a slightly weaker grip, which will help to promote an open clubface at impact.

## **Equipment**



The type of club you use can also affect the amount of rounding that occurs. Clubs with a more open face, such as sand wedges and lob wedges, will naturally produce more rounding than clubs with a more closed face, such as drivers and irons. You may also want to consider using a club with a slightly shorter shaft, as this will help to promote a more open clubface at impact.

## Techniques



There are several different techniques that you can use to round off golf shots. One common technique is the "fade" shot, which is hit with an open clubface and causes the ball to curve from left to right (for right-handed golfers). To hit a fade, simply rotate the clubface slightly open at impact and swing through the ball with a slightly inside-out path.

Another common technique is the "draw" shot, which is hit with a slightly closed clubface and causes the ball to curve from right to left (for right-handed golfers). To hit a draw, simply rotate the clubface slightly closed at impact and swing through the ball with a slightly outside-in path.

## **Strategies**




Rounding off golf shots can be a very effective strategy in a variety of situations. For example, you may want to use a rounded shot to:

- Fade the ball around an obstacle, such as a tree or a bunker.

- Draw the ball into a narrowグリーン.
- Hit a shot that lands softly on the green.
- Make it easier to hit greens in regulation.

Rounding off golf shots is a valuable technique that can help you to improve your accuracy and control on the golf course. By following the tips and advice in this guide, you can learn how to round off golf shots consistently and effectively.



## Playing a Round with the Little Pro: A Life in the Game

by Eddie Merrins

★★★★☆ 4.2 out of 5

Language : English

File size : 445 KB

Text-to-Speech : Enabled


Screen Reader : Supported

Enhanced typesetting : Enabled

Word Wise : Enabled


Print length : 240 pages





## Embark on an Epic 160-Mile Expedition for Charity on the Appalachian Trail

Prepare yourself for an extraordinary adventure that will leave an enduring mark on your life. Join us for a challenging 160-mile expedition along the...



## The Way of the Wild Goose: A Journey of Embodied Wisdom and Authentic Living

The Way of the Wild Goose is an ancient practice that is said to have originated with the indigenous peoples of North America. It is a path of embodied wisdom that...