


The Definitive Guide To Writing Your Personal Statement For Law School

The personal statement is one of the most important parts of your law school application. It's your chance to show the admissions committee who you are, what you're passionate about, and why you want to go to law school.

Writing a personal statement can be a daunting task, but it's also an opportunity to shine. By following these tips, you can write a personal statement that will help you stand out from the competition and get into your dream law school.



The Law School Personal Statement Handbook: The Definitive Guide to Writing Your Personal Statement for Law School by Barzin Pakandam

★★★★☆ 4.8 out of 5

Language : English
File size : 564 KB
Text-to-Speech : Enabled
Screen Reader : Supported
Enhanced typesetting : Enabled
Word Wise : Enabled
Print length : 49 pages



What to Include in Your Personal Statement

Your personal statement should be a well-written, concise, and engaging essay that highlights your strengths and qualifications. It should also be

tailored to the specific law school you are applying to.

Here are some of the things you should include in your personal statement:

*

- **A strong opening paragraph** that grabs the reader's attention.
- **A brief overview of your academic and professional experience.**
- **A discussion of your motivations for pursuing a law degree.**
- **A description of your extracurricular activities and volunteer work.**
- **A statement of your career goals.**
- **A closing paragraph that summarizes your main points and restates your interest in the law school.**

How to Write a Strong Personal Statement

Here are some tips on how to write a strong personal statement:

*

- **Be yourself.** The admissions committee wants to get to know you, so be honest and authentic in your personal statement.
- **Show your passion for the law.** Explain why you are interested in pursuing a law degree and what you hope to achieve with your legal education.
- **Be specific.** Don't just list your accomplishments; provide specific examples of your experiences and how they have shaped you.

- **Be concise.** The personal statement is limited to two pages, so make sure to be concise and to the point.
- **Proofread carefully.** Before you submit your personal statement, make sure to proofread it carefully for any errors in grammar, spelling, or punctuation.


Getting Help With Your Personal Statement

If you need help writing your personal statement, there are a number of resources available to you.

*

- **Your pre-law advisor** can provide you with guidance on the writing process and can review your personal statement.
- **The writing center at your university** can help you with grammar, spelling, and punctuation.
- **There are also a number of private companies that offer personal statement editing services.**

The personal statement is an important part of your law school application. By following these tips, you can write a personal statement that will help you stand out from the competition and get into your dream law school.




The Law School Personal Statement Handbook: The Definitive Guide to Writing Your Personal Statement for Law School by Barzin Pakandam

★★★★☆ 4.8 out of 5

Language : English


File size : 564 KB

Text-to-Speech : Enabled
Screen Reader : Supported
Enhanced typesetting : Enabled
Word Wise : Enabled
Print length : 49 pages



Embark on an Epic 160-Mile Expedition for Charity on the Appalachian Trail

Prepare yourself for an extraordinary adventure that will leave an enduring mark on your life. Join us for a challenging 160-mile expedition along the...



The Way of the Wild Goose: A Journey of Embodied Wisdom and Authentic Living

The Way of the Wild Goose is an ancient practice that is said to have originated with the indigenous peoples of North America. It is a path of embodied wisdom that...